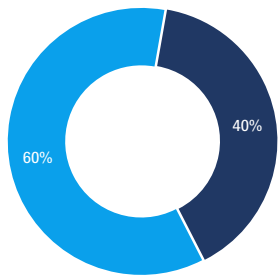




FACTS & FIGURES

Exhibitor Figures*

504 exhibitors from 22 countries

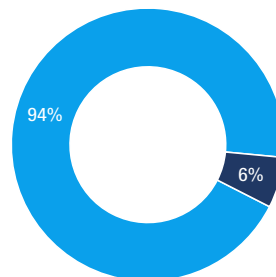


- North & South America**
 - Argentina
 - Brazil
 - Mexico
 - Peru
 - United States
- Europe & Asia**
 - Belarus
 - Bulgaria
 - China
 - Czech Republic
 - France
 - Germany
 - Hong Kong
 - India
 - Italy
 - Lithuania
 - Poland
 - Russia
 - Spain
 - South Korea
 - Taiwan
 - Turkey
 - United Kingdom

*Based on 2018 event

Visitor Figures*

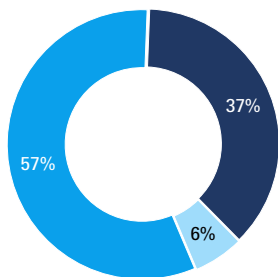
29,703 visitors from 35 countries



- Mexico**
- Other**
 - Argentina
 - Austria
 - Belize
 - Brazil
 - Bolivia
 - Canada
 - Chile
 - China
 - Colombia
 - Costa Rica
 - Dominican Republic
 - Ecuador
 - France
 - Germany
 - Guatemala
 - Hong Kong
 - Honduras
 - India
 - Italy
 - Lithuania
 - Micronesia
 - Nicaragua
 - Panama
 - Poland
 - Romania
 - Spain
 - South Korea
 - Switzerland
 - Taiwan
 - The Netherlands
 - Turkey
 - United Kingdom
 - United States
 - Uruguay
 - Venezuela

*Based on 2018 event

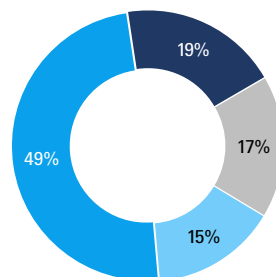
Visitor Satisfaction: Reaching Trade Fair Objectives



94% of past visitors were satisfied in reaching their objectives

- Satisfied
- Exceptionally Satisfied
- Somewhat Satisfied

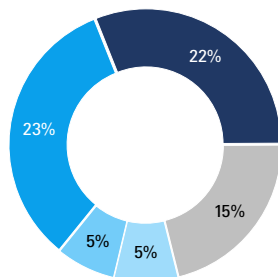
Visitor Influence on Purchasing Decisions



85% of past visitors were decision makers and influencers

- Decisive
- Collective
- Consultative
- No Influence

Top Occupational Positions of Trade Visitors



- Distributors
- Mechanics
- Service Repair Shops
- Wholesalers
- Retailers

Top Areas of Visitor Interest*

INA PAACE Automechanika Mexico City	
Parts & Components	52%
Repair & Maintenance	42%
Electronics & Systems	29%
Accessories & Customizing	17%
Dealer & Workshop Management	13%
Alternative Drive Systems & Digital Solutions	11%
Car Wash, Care & Reconditioning	7%
REIFEN /Tires	5%

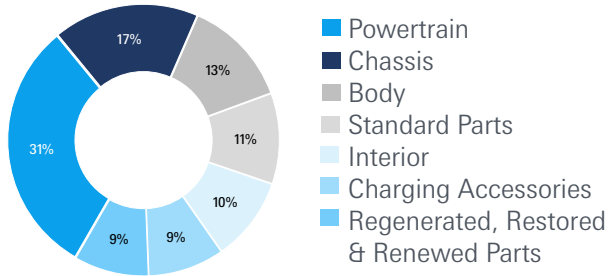
*Based on 2018 attendee surveys



FACTS & FIGURES

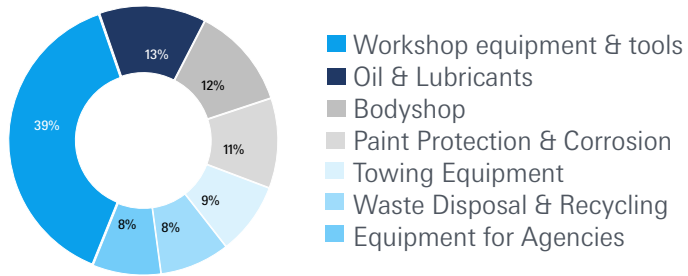
Parts & Components

52% of visitors were looking for businesses with products in this category



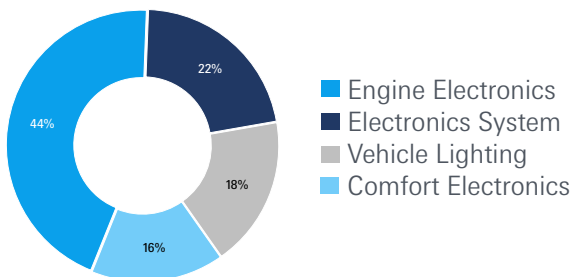
Repair & Maintenance

42% of visitors have interest in products from this category



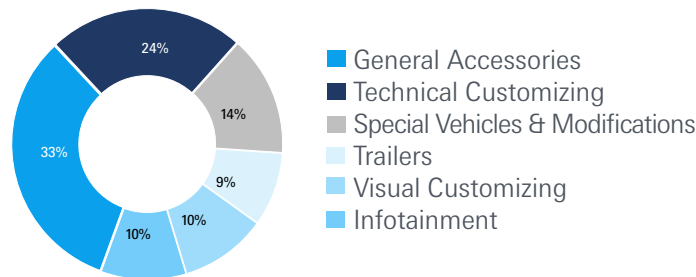
Electronics & Systems

29% of visitors seek the latest technology in this category



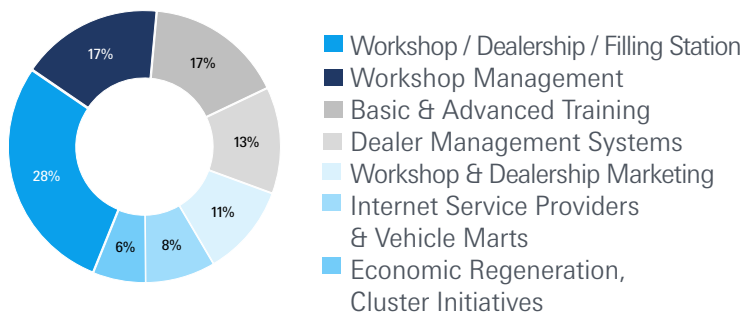
Accessories & Customizing

17% of buyers are looking for new products in this category



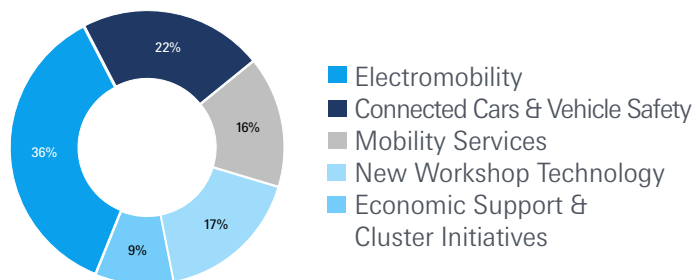
Dealer & Workshop Management

13% of buyers want to find new services in this category



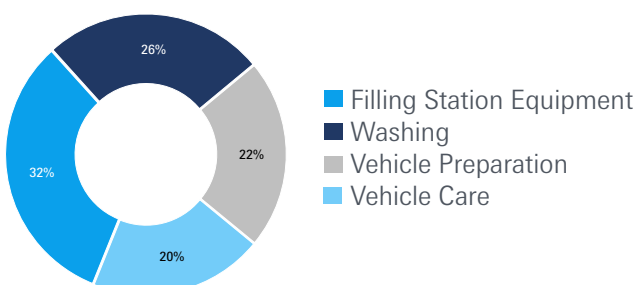
Alternative Drive Systems & Digital Solutions

11% of visitors have interest in products from this category



Car Wash Care & Reconditioning

7% of visitors are looking for products from this category



REIFEN / Tires

5% of visitors seek the latest products from this category

